

**BOOK OF CEREMONIES**

**GRAND GUARDIAN COUNCIL OF KANSAS**

**JOB'S DAUGHTERS INTERNATIONAL**

**REVISED 1994**

**TABLE OF CONTENTS**

CEREMONY FOR PROSPECTIVE MEMBERS ..... 3

SILVER LINING AWARD ..... 8

GOLDEN CLOAK AWARD ..... 10

    Golden Cloak Award Ceremony..... 11

ROYAL PURPLE DEGREE CEREMONY ..... 15

GRAND BETHEL OF THE GRAND GUARDIAN COUNCIL OF KANSAS ..... 24

    Installation Ceremony ..... 24

    Installation of the Board of Directors ..... 38

LILY OF THE VALLEY AWARD CEREMONY ..... 40

## CEREMONY FOR PROSPECTIVE MEMBERS

### JOB'S DAUGHTERS INTERNATIONAL

This ceremony is to be used as an open meeting specifically to inform friends, neighbors, relatives of members, and prospective members about Job's Daughters.

Officers and choir shall wear official regalia, follow established lines of floor work, and assume the attitude of prayer when necessary. Bethel room shall be set up as per Ritual.

It is extremely important that the members make a good impression by conducting a smooth meeting in which all officers have their parts memorized. Each officer should give some thought to what she will say following the written explanation of each office. This should be what she feels she has gained from Job's Daughters – what she likes best, etc. This should be kept short and all Daughters should realize that there is a great deal of fun in Job's Daughters activities but to remember they should not get carried away in their remarks – especially the line officers. The three (3) officers in the East should keep their remarks geared to what they feel they have gained from their experience in Job's Daughters – which would be more in keeping with their high office.

Entrance of Bethel Guardian and Associate Bethel Guardian. This shall be done per ritual for the opening of a regular meeting.

Bethel Guardian: **Bethel No. \_\_\_\_\_ of \_\_\_\_\_(city) \_\_\_\_\_ (state, province, territory, or country) of Job's Daughters International is about to convene. All present are invited to remain and become better acquainted with this beautiful organization for girls.**

Opening March as per Ritual. Musician plays "Open the Gates of the Bethel". See Music Ritual.

Honored Queen: **The Officers will take their stations.**

Honored Queen: **Marshal, you will retire and present the Flag of our Country west of the Altar.** As Marshal enters carrying the national Emblem, Honored Queen sounds three raps of gavel.

When the Marshal is in the proper position west of the Altar, all sing "Star Spangled Banner." See Music Ritual.

Honored Queen: **I present our Country's Flag, born in freedom, and cradled in independence by the pioneers of a glorious country. It has been the symbol of a nation in its vicissitudes as well as in its glories. It has been an inspiration to the hearts, minds and souls of all who desire to be free. May it ever be borne aloft in the defense of every righteous cause. Our hearts are filled with all that it signifies as we rally to its support, and may we, as citizens of this nation ever follow it in honor and in peace.**

**Marshal, you will escort the flag to the East. – All citizens of the United States of America will join me in pledging allegiance to the Flag.** Marshal returns to her station.

Bethel Flag: optional

Honored Queen: **Bethel Flag Bearer** (rises) **you will display the Bethel Flag.** Flag Bearer presents Bethel Flag per the Ritual.

When the Bethel Flag Bearer is proper position west of the Altar the Librarian repeats tribute to Job's Daughters flag.

Librarian:

**Job's Daughters Flag and oh! how much it holds  
 For all the Order's members secure within its fold  
 It stands for joy and order, beautiful and sincere,  
 Domineering over self and let evil not appear.  
 Upward and onward and for reverence a token'  
 Let hope never fail, and truth always spoken.  
 Its stripes stand for knowledge, waving toward the best,  
 It floats steadfast and upright, life's future for success.  
 Teaching respect for elders, love for all the world,  
 Kindness to fellow men and faith – Tho it be furled.  
 And so we bear your tribute, Job's Daughters' flag – today.  
 For your land – and our land – and all the world some day.**

Honored Queen: **Daughters, you will rise and join with me in singing the Bethel Flag Song.** (after song) **Bethel Flag Bearer, you will place the flag in the East.** Flag Bearer places Bethel Flag in the East at the left of the Junior Princess, and returns to her station.

If you do not wish to take the time for this – place the Bethel Flag in the East before the meeting and you can then have poem repeated or leave out altogether.

Honored Queen: **Our Chaplain will lead us in the Lord's Prayer.** Chaplain attends at the Altar as per Ritual. Altar music for Chaplain to attend at the Altar. See Music Ritual.

Each officer rises and stands in front of her chair to give her part and is then seated.

Honored Queen: **We have invited you here tonight** (afternoon) **to a special ceremony created to help you understand about Job's Daughters. We will be giving you a lot of new information and we hope you will listen carefully.**

**All of our regular meetings follow the form outlined in the Ritual, this small purple book** (hold up the book). **As Honored Queen, my duties include presiding over all meetings and generally supervising the Bethel's activities. I represent Job's third daughter whose name means plenty** (indicate horn of plenty).

**Senior Princess: Job's Daughters International was founded in 1920 by Mrs. Ethel T. Wead Mick in the city of Omaha, Nebraska. Her dream has grown and now includes membership in much of the United States and Canada as well as Australia, the Philippines and Brazil. As Senior Princess, it is my duty to preside over the Second Epoch of Initiation. I represent Job's second daughter whose name means cassia – used in incense (indicate urn).**

**Junior Princess: There is nothing more fitting to young women than the beautiful sentiment expressed in the Book of Job in the Bible, and as exemplified in our ritualistic work, indicating that through life, from early childhood to old age, we encounter trials and tribulations which must be met and overcome. My duty, as Junior Princess, is to preside over the First Epoch of Initiation. I represent Job's first daughter whose name means dove (indicate dove).**

**Guide: As Guide, my duty is to escort visitors and conduct candidates during the Ceremony of Initiation.**

**Marshal: As Marshal, my duty is to present our Nation's Flag and assist the Guide. I also care for the properties of the Bethel.**

**Chaplain: My duty, as Chaplain, is to attend the Altar for prayer and to give the Obligation to candidates.**

**Treasurer: My duty, as Treasurer, is to keep accurate records of the moneys belonging to the Bethel.**

**Recorder: My duty, as Recorder, is to keep proper records of all meetings, read correspondence, and petitions for membership.**

**Musician: My duty, as Musician, is to provide music for our ritualistic ceremonies.**

**Librarian: As Librarian, it is my duty to give a report at each meeting that will be informative.**

**First Messenger: As First Messenger, during Initiation, I begin the story of Job, a man of ancient times who worshiped God and had great wealth and possessions.**

**Second Messenger: As Second Messenger, I tell of Job's loss of family and possessions, and finally his health during a trial of his faith.**

**Third Messenger: As Third Messenger, I tell of Job's suffering and his wish for peace through death. Some of his friends visit him and insist he is being punished for doing something wrong. Job refuses to blame God and remains faithful**

**Fourth Messenger: As Fourth Messenger, I relate how God hears Job's cries. He is pleased with Job's answers to his friends and his steadfastness, and heals Job, restoring to him his wealth and family.**

**Fifth Messenger: As Fifth Messenger, I remind everyone that what happens to Job can and does happen to people today. We should remember that if we have faith in God, we, too, will earn our reward.**

**Inner Guard: My duty, as Inner Guard, is to answer any alarms at the door and transmit orders to the Outer Guard.**

**Outer Guard: My duty, as Outer Guard, is to allow only those qualified to enter and prevent any other interruptions.**

**Senior Custodian: As Senior Custodian, it is my duty to assist the Marshal in caring for the properties of the Bethel and assist the Senior Princess during Initiation.**

**Junior Custodian: It is my duty, as Junior Custodian, to assist the Marshal in caring for the properties of the Bethel and assist the Junior Princess during Initiation.**

**Honored Queen: The meeting place of Job's Daughters is known as a "Bethel", meaning "Holy Place." Our meeting place is always at this temple (lodge, church, etc). The affairs of the Bethel are directed by regularly initiated and affiliated members of the Order under the supervision of an adult advisory group composed of nine members and known as the Bethel Guardian Council. The two top officers are the Bethel Guardian and Associate Bethel Guardian.**

**At this time I would like to introduce** (introduce members of the Bethel Guardian Council).

**One of the lessons learned in a Bethel is that of equality. Regardless of one's status outside, when within the Bethel all are equal, even in the wearing of identical white Grecian robes by the Bethel Officers and Choir. The Grecian robe was worn in the days of Job. Our colors, purple and white, are constant reminders of the royalty of motherhood and the purity of a womanly life. This official regalia suggests a forward, upward, and onward trend toward higher ideals.**

If Grand Guardian and/or Associate Grand Guardian are present or other distinguished guests – they may be introduced at this time.

Remarks: If the Grand Guardian and/or Associate Grand Guardian are present ask for remarks. Then the Bethel Guardian and/or Associate Bethel Guardian. Their remarks should be directed at the adult – parent participants.

**Honored Queen: Thank you all for coming. We hope that you have learned enough about Job's Daughters to consider becoming members and participating parents. We will meet and visit with you for refreshments after the meeting. We hope you will stay and join us.**

**Chaplain, you will attend at the Altar.** Three raps of gavel. Chaplain attends at the Alta per Ritual. Altar Music – see Music Ritual.

Chaplain:

**Oh, Lord, be Thou our Guardian on high  
Be there to counsel us, to keep us free from fear.  
Be with us as we part on our various ways.  
Guide and protect each one assembled here.  
Help us to help each other. May we practice in our  
Daily lives the trustful faith of Job.  
Bless our leaders, our parents, and those near and dear to us.  
In Thy Name. Amen.**

Chaplain rises and reverently closes Bible and returns to her station. Altar music – See Music Ritual.

Honored Queen: **All present will remain seated until the Bethel Officers and Choir have retired.**

Retiring March and Closing Cross as per Ritual.

## SILVER LINING AWARD

(Ceremony to be used , with the approval of the Executive Bethel Guardian Council, in place of “Ceremony of Initiation.”)

Honored Queen: **Silver Lining Award. The members of Bethel No. \_\_\_\_\_ are pleased to honor special people who have given of themselves freely to help our Bethel. The smooth inner workings of anything are vital to a beautiful exterior. The contributions made to our Bethel by these people have made our lining a lustrous silver.**

**Guide (rises) and Marshal (rises), you will escort those who we are about to recognize and honor to the East Line and cause them to face west.**

March music – “Boccaccio March” (Suggested)

Guide and Marshal conducts nominees as for Escort and Introductions. When in position, Recorder stands and reads name of each nominee.

Honored Queen: **Our Chaplain will lead us in prayer.** (Three raps of gavel)

Chaplain attends at the Altar as per Ritual. Altar music – “Sweet Hour of Prayer” page 17 – Music Ritual. Lights dimmed for prayer.

Chaplain: **We ask a special blessing upon those who have been as faithful to us as Thy servant Job. Through love and truth, by their ways, we are less tempted to err. Help us as we strive to live abiding by the Obligation of our Order. Now, accept our thanks for this silver lining. We ask in Thy name sake. Amen.**

Lights go up. Chaplain returns to her station. Altar music “Peace” page 18 – Music Ritual.

Honored Queen: (One rap of the gavel) **Under your guidance, Job’s daughters learn to build their own character, develop themselves spiritually, and set high moral standards. This Bethel has grown stronger and each member has made the world a better place to live because of your influence.** (Honored Queen is seated).

Guide and Marshal cause recipients to face west.

First Messenger: (Rises and remains standing in front of chair) **Some people know the way to make each day seem more worthwhile. They are kind, understanding, loving, and sincere. They are always ready with a compliment or a friendly word of cheer. They know the secret of how to be a friend.** (First Messenger is seated).

Second Messenger: (Rises and remains standing in front of chair) **There is always someone who will lend a hand whatever our cares may be. They share our grief and keep faith when our burdens grow heavy and we falter and slip and do not measure up to what is required of**



**us. It's the smile on your face and the light in your eyes that say you're beside us all the way.** (Second Messenger is seated).

Third Messenger: (Rises and remains standing in front of chair). **Our love for you cannot be weighted or measured; you are the precious metal that we have treasured. You are our inspiration – it's those little things you do as you provide us with our source of power through the radiance of your presence.** (Third Messenger is seated)

Fourth Messenger: (Rises and remains standing in front of chair). **You have the will to labor and achieve and you always give more than you receive. You walk with wisdom along life's path embedding lasting impressions. These impressions are an important part of the fundamental teachings of our Order.** (Fourth Messenger is seated.)

Fifth Messenger: (Rises and remains standing in front of chair). **We wish that we could really let you know how much we appreciate the love and friendship you have come to share but we know you understand. Thanks can be so many things – a word, a silent glance, a loud shout, a prayer. We have selected this song just for you.** (Fifth Messenger is seated.)

All Members of the Bethel rise on a cord played by the Musician, then sing “You Light Up My Life.”

Honored Queen: (One rap of gavel). As Honored Queen reads a very brief resume of each recipient the Senior Princess (on the north half of the line) and the Junior Princess (on the south half of the line) present each with a certificate of recognition and plaque. If only one recipient, Senior Princess presents plaque and Junior Princess the certificate. Princesses return to stations and are seated.

Honored Queen: **How fortunate we are that you have been a part of our lives. The members of Bethel No. \_\_\_\_\_ know you will continue to support the Bethel and that support will keep our silver lining radiant. Our sincere thanks for all that you have done. Members and friends, you will join me in an expression of appreciation.** (Honored Queen leads applause.)

Honored Queen: **Guide and Marshal, you will escort the recipients to the side lines.**

March Music: “Tuefelis march” (Suggested) Guide and Marshal escort recipients to the sidelines as for Escort and Introductions, then return to stations.

Honored Queen: **This completes the Silver Lining Award Ceremony.** (One rap of gavel.)

Special Music for this ceremony is available from the Grand Secretary.

## GOLDEN CLOAK AWARD

### General Instructions:

The Altar Cloth shall be one of white satin and floor length (as found in most Bethels' paraphernalia).

The Golden Cloak shall be of gold satin in sufficient size to cover the top of the Alta and hang to a point approximately halfway to the floor on all four sides.

Pedestals, draped with near floor length gold satin cloaks, shall be placed one behind the Grand Chaplain's chair and one behind the Grand Treasurer's chair. (Plate #1) Upon those pedestals shall be placed the certificates of recognition and the medallions (cords hang down) to be awarded. Committee shall place the certificates and medallions in order according to pre-arranged line up.

Seating arrangements for nominees on the North and South sidelines at the Altar Line: number of nominees divided evenly on either side.

Grand Guardian and Associate Grand Guardian, when awarding the certificates and medallions, shall start in the center of the line and progress outward toward the Grand Guide and Grand Marshal.

Committee shall have the Golden Cloak for the Altar at a point near the Altar Line where the Grand Senior Custodian can easily pick it up and carry it to the Altar.

Bible is already open to the Book of Job, Chapter 42 from the opening prayer of Formal Opening.

The Altar shall remain draped with the Golden Cloak for the duration of the meeting, symbolic of the value of the contributions made to the Order by the recipients.

Committee shall provide brief descriptive paragraphs of contributions of each of the nominees and give them to the Grand Secretary (in order which they are to be read) prior to the start of the meeting.

The special music for this ceremony is available from the Grand Secretary.

## GOLDEN CLOAK AWARD CEREMONY

Grand Guardian: **Golden Cloak Award**

Grand Director of Music softly plays: “March and Chorus from Tannhauser” by Richard Wagner.

The Grand Junior Custodian and Grand Senior Custodian rise and proceed simultaneously to a position west of the Altar, pausing at the Altar Line long enough for the Grand Senior Custodian to pick up the Golden Cloak. Upon arrival at the Altar, the Grand Senior Custodian hands one end of the Golden Cloak to the Grand Junior Custodian. (Plate #2). When Custodians are in position, march music stops.

Grand Guardian: **Grand Chaplain, you will attend at the Altar.** (Three raps of gavel).

Altar music: “Jesus, Savior, Pilot Me” by Van Dermman Thomas

Grand Chaplain approaches the Altar as per the Ritual; very reverently slips hands under the open bible and raises it straight up, then toward the body at waist level; remains standing immediately east of the kneeling bench, looking at the altar while the Custodians carefully and reverently place the Golden Cloak over the top of the white Altar cloth (making sure it hangs evenly). Grand Chaplain reverently places the Bible back in its open position on top of the Golden Cloak and kneels.

Grand Chaplain: **Upon the Altar, now draped in a Golden Cloak, the open Holy Bible has been placed. We take this opportunity to give praise unto the Lord for His guiding light that led the way for Job’s Daughters International. We thank Thee for these servants whose talents have been put to use in the growth and development of the Order and ask Thy guidance and blessing as we pursue our goals. In Thy name we pray. Amen.**

Return Altar music: “Savior, Like a Shepherd Lead Us: by William b. Bradbury. Grand Chaplain returns to station as per the ritual. (One rap of the gavel.)

Grand Junior Custodian and Grand Senior Custodian move to a position next to pedestals behind the Grand Treasurer’s chair and the Grand Chaplain’s chair. (Plate #3)

Grand Guardian: **Job was rewarded by God with great wealth as a result of his patience and faith. An abundance of wealth is here assembled. The Grand Guardian council of Kansas is very proud to recognize some of its members possessing the wealth of knowledge, of caring and sharing, and of self-reliance and perseverance who have rendered outstanding service to Job’s Daughters International. Each has indeed resisted the selfishness of the world with strength and courage as they lived their lives in accordance with the teachings of the Ritual of the Order. Grand Guide (rises) and Grand Marshal (rises), you will escort the members of this Grand Guardian Council who are to be honored to the East Line. Grand Guardian is seated.**

Grand Guide and Grand Marshal follow the line of march as for Escort and Introductions in the Ritual. When all are in place on the East Line, Grand Guardian and Associate Grand Guardian rise.

Grand Guide: **Grand Guardian and Associate Grand Guardian, it is with pleasure that I present (names) who have been found worthy of receiving the Golden Cloak Award.** Nominees nod when their names and titles are read.

Associate Grand Guardian: **The Golden Cloak Award is a very humble way of saying thank you to those who have been a Guardian of the “Fairest In All The Land.” It is well known that your greatest reward has been in watching that shy little girl grow and develop into that beautiful young woman. However, we do hope that you will keep this moment of praise among your cherished memories.** Associate Grand Guardian is seated.

Vice Grand Guardian: (rises) **As an example of patience and virtue you have been an inspiration, not only for our Daughters to emulate, but for every member of this Grand Guardian Council. The untiring efforts and enthusiasm of dedicated workers has been a requisite for the existence of this Order. We are indeed indebted to you.** Vice Grand Guardian is seated.

Vice Associate Grand Guardian: (rises) **The welfare and prosperity of our Order has been high on your list of priorities. You have been a source of encouragement in making life rich, full and abundant. For your high ideals we express our gratitude.** Vice Associate Grand Guardian is seated.

Grand Guardian: (rises) **Grand Guide and Grand Marshal, you will escort the honorees west of the Altar.** (Plate Four) Grand Guardian is seated.

March music: “March of the Priests from Athalia” by F. Mendelssohn

When all are in place west of the Altar, the Grand Guardian and Associate Grand Guardian rise and descend the East Dais and proceed west of the Altar. (Plate #5)

As the Grand Secretary reads a brief paragraph about each recipient, the Grand Guardian and Associate Grand Guardian alternately present the certificates and place medallions around the neck of the recipients (Grand Guardian to those in the south half of the line and Associate Grand Guardian to those in the north half of the line.) Grand Senior Custodian hands certificates and medallions to the Associate Grand Guardian and the Grand Junior Custodian presents certificates and medallions to the Grand Guardian. They should make sure the name engraved on the medallion and inscribed on the certificate is the proper one for the honoree of the moment.

After all certificates and medallions have been presented, Grand Guardian and Associate Grand Guardian return to their stations in the East. Grand Junior Custodian and Grand Senior Custodian simultaneously pick up pedestals and move them to the sideline then return to their stations. (Plate #6)

March music: "The Corcoran Cadets" by John Phillips Sousa.

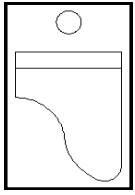
Special Music – Soloist or choir sing "Climb Every Mountain" by Rogers and Hammerstein.

**Grand Guardian: Job's Daughters International became a reality as a result of a dream of Ethel T. Wead Mick. Many a path has been followed, many a stream crossed. Hours, too numerous to count, have been spent in making additional dreams come true. Contributions to the Order made by our leaders have been the treasure at the end of our rainbow and as bright as the glow of our Golden Cloak. Members and friends, you will join in thanking these Grand Guardian Council members for their dedicated labor. (Applause) Let the work of these members be an inspiration to all in order that more dreams might come true and the pot of gold at the end of our rainbow will overflow unendingly.**

**Grand Guide (steps forward) and Grand Marshal (steps forward), you will escort these recipients of the Golden Cloak Award to the seats reserved for them after which you will return to your stations. (Plate #7)**

March Music: "Marche Romaine" by Ch Gounod

One rap of gavel.



Recorder's  
Desk

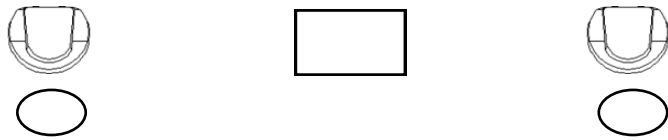
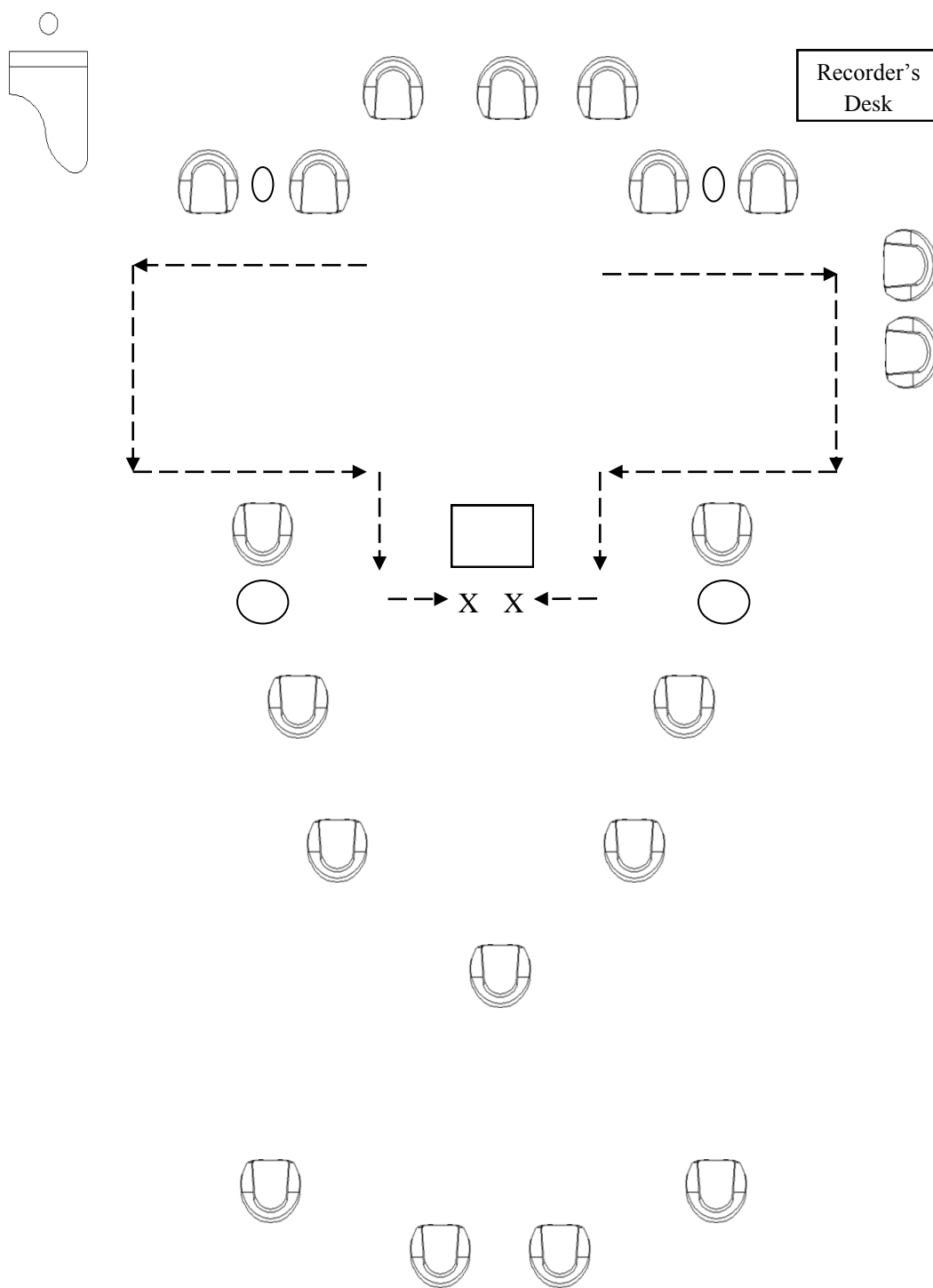


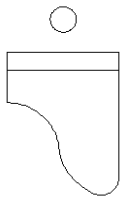
Plate One



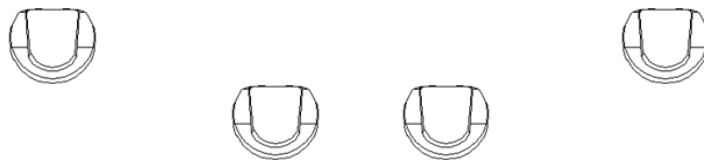
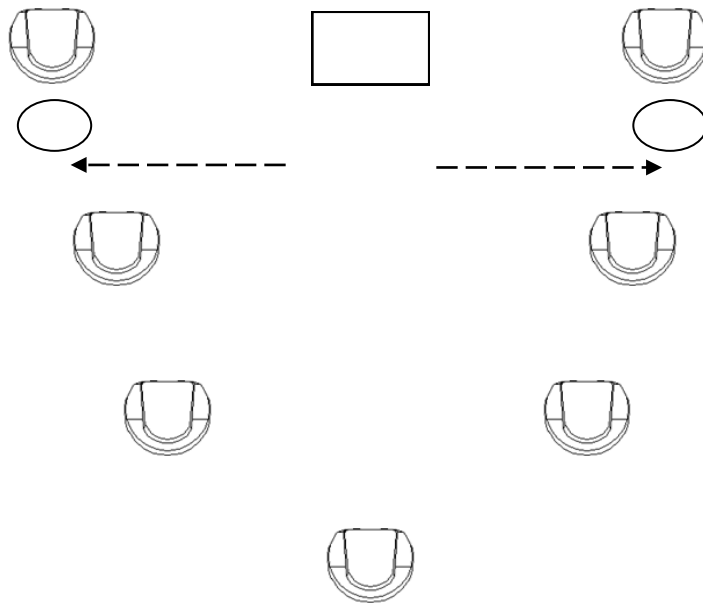
Pedestals



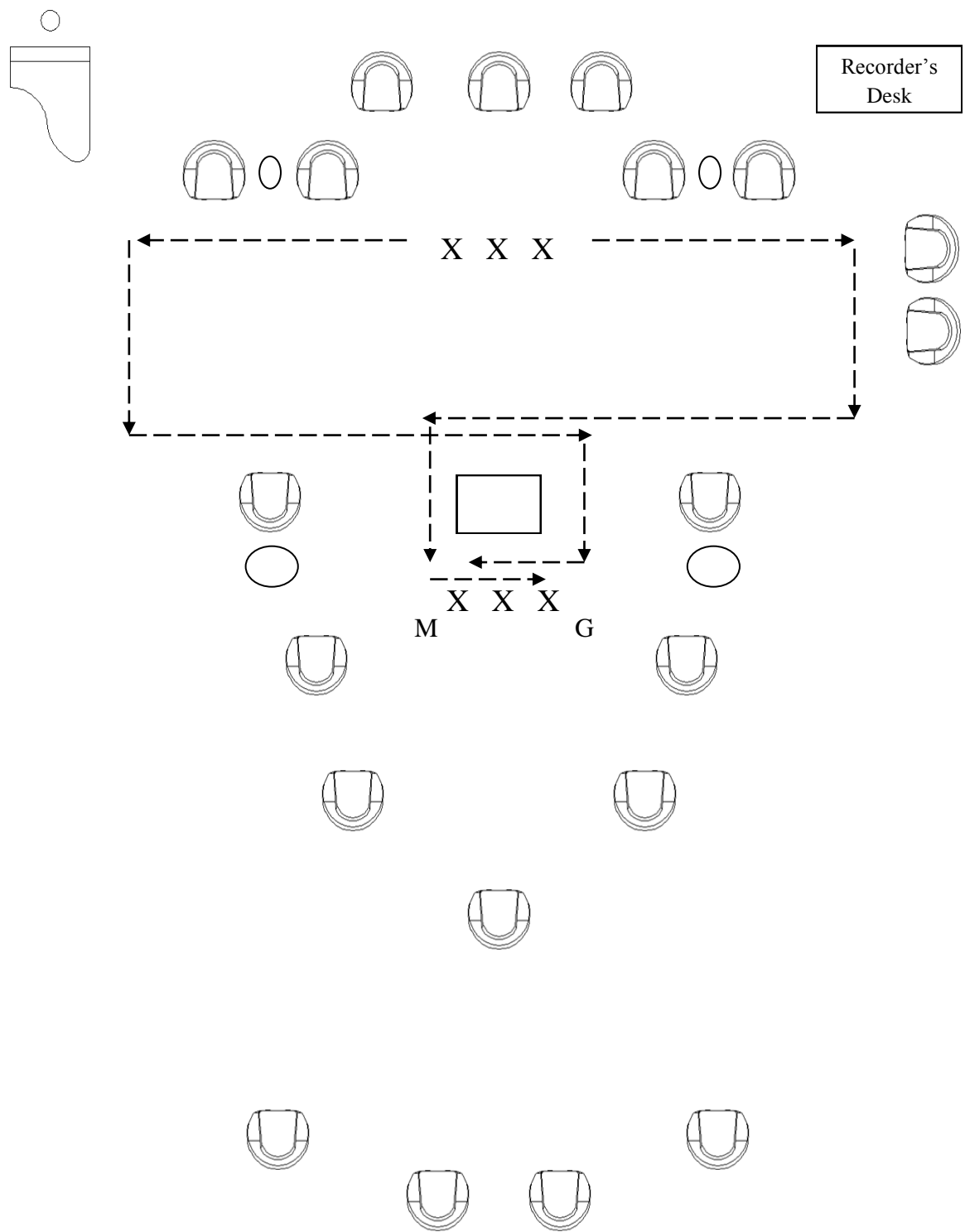
**Plate Two**



Recorder's Desk

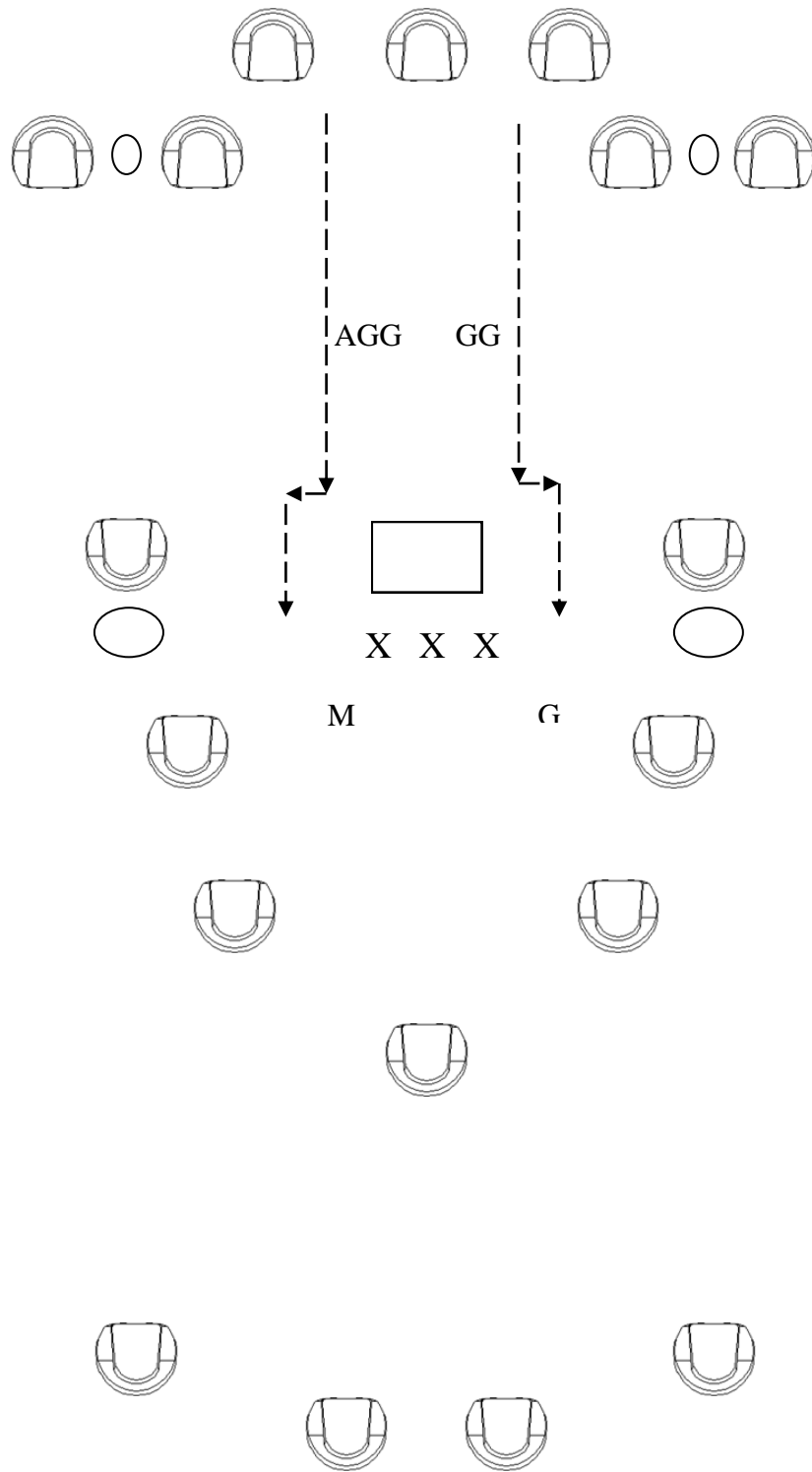
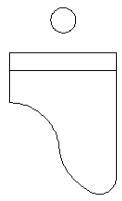






**Plate Four**

**XX Recipients**



Recorder's  
Deck

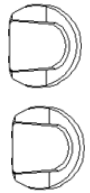


Plate Five

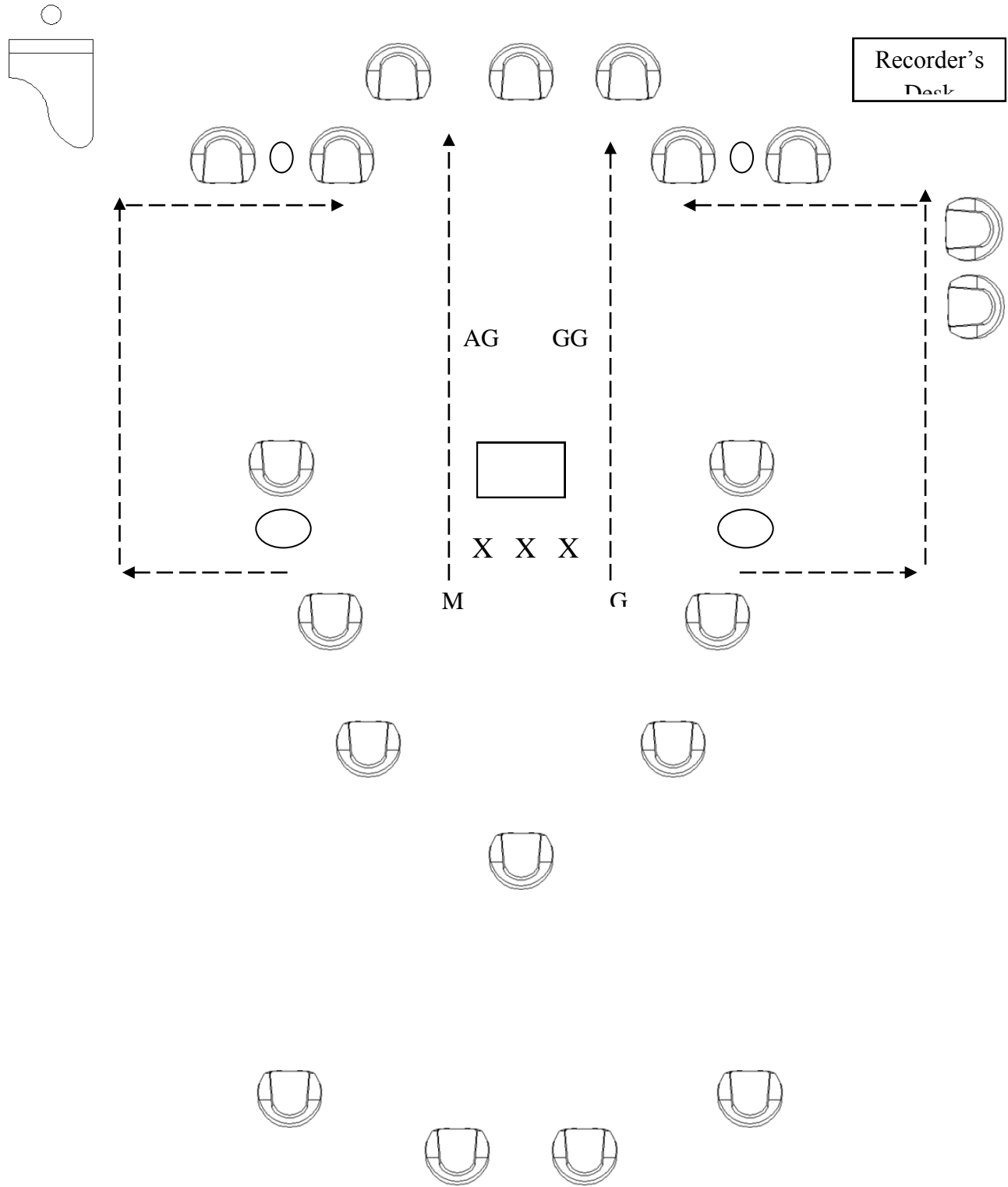
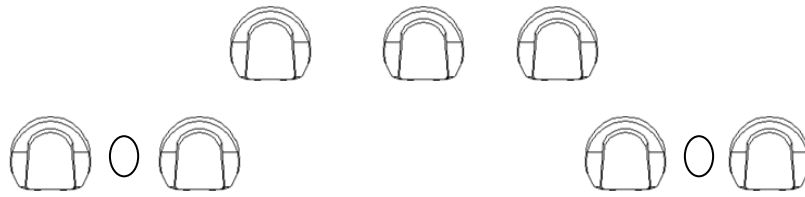
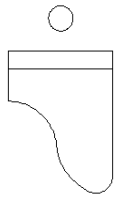
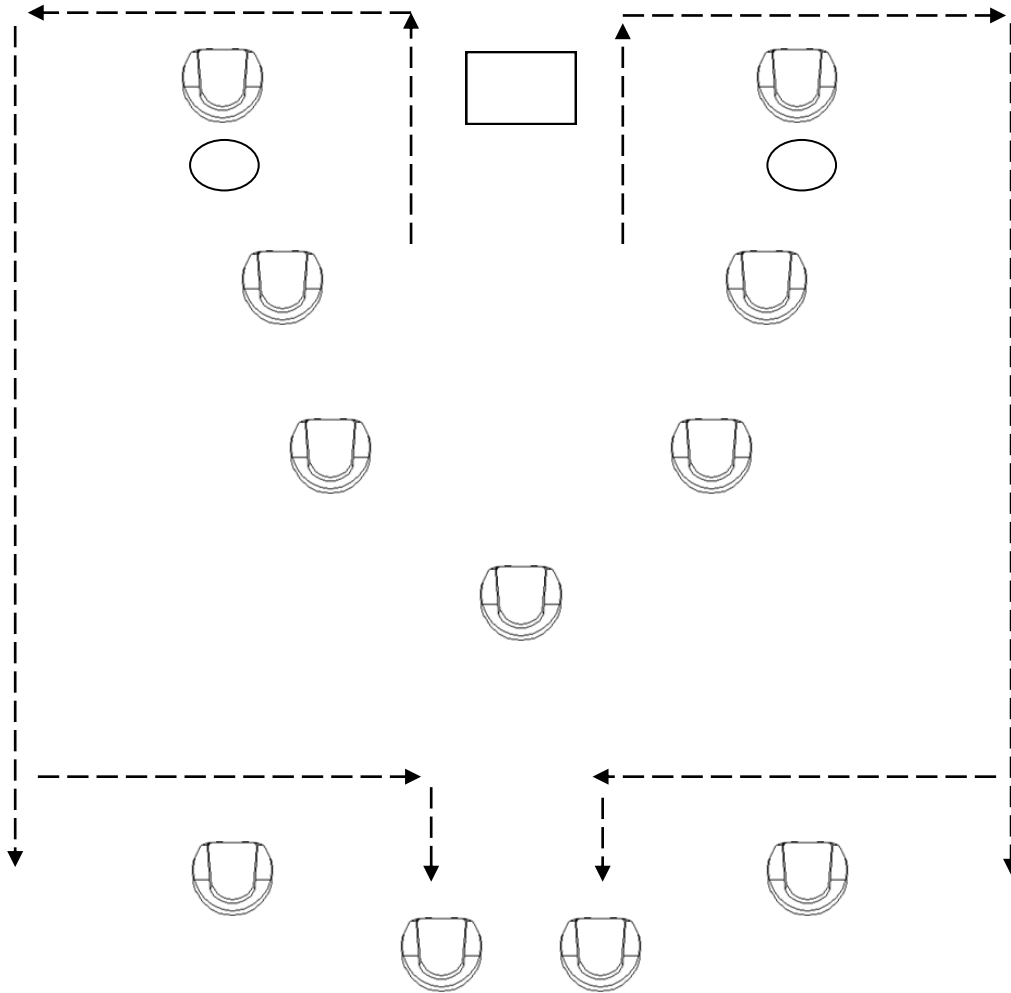


Plate Six



Recorder's  
Desk



**Plate Seven**

## ROYAL PURPLE DEGREE CEREMONY

Honored Queen: **Members and friends, we have assembled here to honor those Daughters who have been especially generous in dedicating their time and efforts to promoting their Bethels and Job's Daughters International. As Job's Daughters, we are expected to be the "fairest in all the land," but it is often easy to fall short of the mark. The Daughters who always display faith, trust, responsibility, respect and love should be rewarded, and it is with this aim we meet to confer the Royal Purple Degree.**

**Guide (rises) and Marshal (rises) you will retire and escort the Daughters who are to be honored into the Bethel Room.**

March Music – see Music Ritual. Guide and Marshal proceed to West Line, turn south, Marshal follows Guide single file. Still in single file, they turn west, leave the Bethel Room by anteroom door. They re-enter, Guide leading, followed by Daughters, then Marshal. Proceed to East Line, turn north, stopping in front of dais, facing Honored Queen.

Guide: **Honored Queen, I have the pleasure to present \_\_\_\_\_ who are entitled and have been found worthy to receive the Royal Purple Degree.** (Daughters nod as their names are read.) Guide and Marshal take one step back.

Honored Queen: **The purpose of Job's Daughters is to teach young women to live responsibly, morally and righteously. The Book of Job is a strong foundation upon which to build this training for it deals with a very real person, a fallible human being, Job. By studying the trials and triumphs of this man, we hope to discover how to direct our lives to the end so that we may receive our final reward.** (Honored Queen is seated)

Princesses and Custodians rise. Custodians take Dove and Urn from their stands, walk to center, turn east, mount steps and stand on the outside of the Princesses, facing each other, handing Dove and Urn to Princesses.

Junior Princess: **Upon receiving the Royal Purple Degree, you will be given a gold medallion. On the medallion, you will find engraved a figure of a Junior Princess holding a White Dove just as I do now. It is meant to remind you of the lessons of the First Epoch. Remember always to be patient and diligent in your work, and as Job endeavored to teach his children of the Power of the One Living God, may you also become useful instruments in conveying His love and peace.**

Senior Princess: **On your medallion you will find pictured a Senior Princess holding the Urn of Incense. It symbolizes the important lessons of the Second Epoch, the story of Job's anguish and suffering, and the final triumph of his dedication to God. If ever you begin to doubt the Lord's presence, study briefly the soft colors of a sunrise or the fragrant beauty of a rose, and your faith will be renewed.**

Princesses return Dove and Urn to Custodians. Custodians descend from dais, replace Dove and urn on pedestals, returns to stations. Custodians and princesses are seated together.

Honored Queen: (rises) **Along with the two Princesses, your medallions have engraved upon them an Honored Queen and her symbol, the Horn of Plenty.** (Extends arm indicating Horn of Plenty).

**You have learned well the teachings of the First and Second Epochs or you would not be receiving the Royal Purple Degree tonight. Yet, even in this hour set apart in your honor, you have another lesson to learn, that of reward. You must realize that the reward of receiving the Royal Purple Degree does not signify the termination of your work in Job's Daughters. Rather, it should inspire you to continue in your devotion to our Order. You must remember that all people are equal regardless of race, creed, color or achievement, and you must not allow pride or conceit to interfere in your relationship with other Daughters of the Bethel. You must, above all, live up to your own high standards so that you may encourage others to adopt the kind of life that merits the Royal Purple Degree.**

Honored Queen: **Our Chaplain will lead us in prayer.**

March music – see Music Ritual. Guide and Marshal step forward. Guide leads north, turns at North Line, proceeds to altar Line, turns south past Chaplain's chair, continues into semicircle and stops, facing east. Guide and Marshal step back one step. Three raps. Altar music. Chaplain attends at the Altar.

Chaplain: **Dear Lord, we ask that Thy special blessings rest upon these Daughters. May they be truly grateful for the honor which is bestowed upon them. As they have known the joy of work well done, may we all become useful messengers of Thy peace. We ask in Thy name's sake. Amen.**

Altar music – see Music Ritual. Chaplain returns to her station. One rap. Princesses descend from dais, proceed side by side to Altar Line.

Junior Princess: **This certificate represents the love and gratitude of those with whom you have worked and the years spent in your association with Job's Daughters.** Junior Princess enters semicircle between Altar and Treasurer's station, present certificates, returns to position.

Senior Princess: **May the beauty of this rose ever remind you of the beauty of the lessons you have learned in this Order.** Senior Princess enters semicircle between Altar and Chaplain's station, presents roses, return to position. Princesses back up three steps, turn together then return east to stations. Princesses are seated.

Honored Queen: (Rises, descends dais and proceeds to Altar Line) **I now present you with the medallion of the Royal Purple Degree. May you learn this night to wear it with grace, dignity and humility, that your character may indeed be a royal one.** Honored Queen enters semicircle between Altar and Chaplain's station. Takes medallions, one by one, from a stand beside the Altar, places it around Daughter's neck. Returns to position east of Altar. Special music – may be solo or choir, number as appropriate for Initiation or Installation. Honored Queen backs up three steps, turns, returns to station.

Honored Queen: (Three raps) **Members and friends, these Daughters have proven themselves to be deserving of your respect and admiration, and I would ask that you now join with me in extending to them very hearty congratulations.** Applause. One rap.

Honored Queen: **Guide** (steps forward) **and Marshal** (steps forward), **you will now escort them to the seats reserved for them.**

March music – see Music Ritual. Guide leads to Altar Line between Altar and Treasurer's stations, turns south, marches on South Line to reserved seats as for Initiation or Majority Degree. Guide and Marshal return to stations. One rap.

## GRAND BETHEL OF THE GRAND GUARDIAN COUNCIL OF KANSAS

### **Installation Ceremony**

The Grand Bethel Board of Directors is authorized to add or delete Representatives to coincide with Job's Daughters' jurisdiction and location changes. More than one representative may be selected to jurisdictions where there are large numbers of Bethels.

Entrance of Grand Bethel Guardian and Associate Grand Bethel Guardian.

The Grand Bethel Guardian and Associate Grand Bethel Guardian are escorted to the East by the Installing Junior Custodian and Installing Senior Custodian.

All four march east on North and South Marching Lines until they reach Altar Line. Grand Bethel Guardian and Installing Junior Custodian turn left, with Installing Junior Custodian following the Grand Bethel Guardian, march to center of Altar, Associate Grand Bethel Guardian and Installing Senior Custodian turn right, with Installing Senior Custodian following Associate Grand Bethel Guardian, march to center of Altar. When at center of Altar, all four march abreast to the East Line. Installing Senior Custodian and Installing Junior Custodian remain standing in front of their stations, facing east, until Grand Bethel Guardian and Associate Grand Bethel Guardian reach podium in East; then all four face west together, turning toward the podium.

Associate Grand Bethel Guardian, without remarks, presents the gavel to the Grand Bethel Guardian, who calls the assembly to order with ONE rap of the gavel.

**Grand Bethel Guardian: Members of the Grand Guardian Council, Grand Bethel and Bethel members, Distinguished Guests and Friends. We are about to convene for the purpose of installing into their respective stations, the newly selected officers and representatives of the Grand Bethel of Kansas. We welcome each one of you here, from near and far, and thank you for sharing this afternoon/evening with us. These Grand Bethel Officers and Representative have been chosen to represent the Job's Daughters throughout our state. No man or woman who continues to add something to the material, intellectual and moral well-being of the place in which he lives, is left long without proper reward; thus, this afternoon/evening, we are able to honor but a few of the many deserving Job's Daughters. Associate Grand Bethel Guardian you will retire and escort into the Grand Bethel Room the Installing Officer of the afternoon/evening.**

The Associate Grand Bethel Guardian descends dais, marches west on Center Line to Altar Line, turns south to South Marching Line, turns west on the South Marching Line and marches west to the Anteroom. The Associate Grand Bethel Guardian with the Installing Officer on his right shall enter from the Anteroom door, proceed east on South Marching Line to west of the Altar, turn north, and proceed until west of the Altar, then turn and face east.

Associate Grand Bethel Guardian: **Grand Bethel Guardian, I have the honor of presenting Miss \_\_\_\_\_, who will serve as Installing Officer.**



Grand Bethel Guardian: **Associate Grand Bethel Guardian, you will conduct the Installing Officer to the East.** Associate Grand Bethel Guardian and Installing Officer (still holding the right arm of the Associate Grand Bethel Guardian) leave the Altar on the north side, proceed to the East, and ascend dais as Grand Bethel Guardian gives three raps of the gavel.

Grand Bethel Guardian: **I have the honor of introducing Miss \_\_\_\_\_, Grand Bethel Honored Queen who will preside as the Installing Officer.**

Installing Officer: **I have the honor of introducing \_\_\_\_\_, Grand Bethel Guardian, and \_\_\_\_\_, Associate Grand Bethel Guardian.**

Grand Bethel Guardian presents the Installing Officer with the gavel and Installing Officer seats assembly with one rap of the gavel, Grand Bethel Guardian and Associate Grand Bethel Guardian assume stations as per Ritual.

Installing Officer: **Installing Senior and Installing Junior Custodians, you will retire and invite into the Grand Bethel Room the other Installing Officers.**

Custodians proceed directly west to Altar Line, then north and south to North and South Marching, then west to Anteroom and Preparation Room.

Installing Guide enters from the Anteroom, followed by Installing Flag Bearer, Installing Recorder and Installing Junior Custodian.

Installing Marshal enters from the Preparation Room followed by Installing Chaplain, and Installing Senior Custodian.

Installing Guide and Installing Marshal, followed by other Installing Officers, march on South and North Marching Lines to Altar Line, then turn north and south to center of Altar, and march to East Line in center of dais. If possible, the Installing Guide and Installing Marshal stop in front of pedestals. All face west for introduction.

Installing Officer: **In installing the Officers of this Grand Bethel, I will be assisted by:**

- |       |   |
|-------|---|
| _____ | <b>(title) as Installing Guide</b>            |
| _____ | <b>(title) as Installing Marshal</b>          |
| _____ | <b>(title) as Installing Recorder</b>         |
| _____ | <b>(title) as Installing Chaplain</b>         |
| _____ | <b>(title) as Installing Musician</b>         |
| _____ | <b>(title) as Installing Senior Custodian</b> |
| _____ | <b>(title) as Installing Junior Custodian</b> |
| _____ | <b>(title) as Installing Flag Bearer</b>      |

Installing Officer: **Installing Guide and Installing Marshal, you will escort the Installing Officers to their respective stations.**

Installing Guide and Installing Marshal turn north and south to North and South marching Lines. Installing Senior and Installing Junior Custodians turn to their stations. Installing Recorder assumes her station at desk; Installing Flag Bearer follows Installing Guide until she assumes her station which is next to but on the outside of the Grand Bethel Treasurer's stations. Installing Chaplain follows installing Marshal assumes her station which is next to but on the outside of the Grand Bethel Chaplain's station. Installing Guide and Installing Marshal proceed using Marching Lines to stations in the West. All remain standing. When Installing Guide and Installing Marshal are in position, the Installing Officer bows for all to be seated at the same time.

Waiting Stations for Guide and Marshal are as per ritual.

**Installing Officer: Installing Recorder, you will read the names of the Officers and Representatives to be installed this afternoon/evening. As their names are read, they will enter the Grand Bethel Room and stand in front of the seats.**

**Installing Recorder: The Grand Bethel Representatives on yonder threshold wait. As outstretching as the sunflower may their lives radiate. For the ways of Kansas Job's Daughters it is their duty to share, so that others may know the warmth of the Kansas Sunflower so fair.**

\_\_\_\_\_Bethel #\_\_\_\_\_, Grand Bethel Representative to Alaska. A land of beauty unfolds before the eyes of the traveler as he flies over the Alaskan countryside. Amidst hundreds of lofty mountains arises Mt. McKinley, the tallest peak in North America.

\_\_\_\_\_Bethel #\_\_\_\_\_, Grand Bethel Representative to Alberta, Canada. Alberta, the most westerly of the three prairie provinces of Canada, has its most prized recourse, the magnificent mountain scenery of the Southwest. This great scenic playground is often called "Fifty Switzerlands in one."

\_\_\_\_\_Bethel #\_\_\_\_\_, Grand Bethel Representative to Arizona. The Grand Canyon State of Arizona with its beautiful painted desert, brilliantly colored canyons, extensive forests, numerous dams and healthful climate make Arizona a paradise.

\_\_\_\_\_Bethel #\_\_\_\_\_, Grand Bethel Representative to Australia. We salute Australia, the smallest continent in the world. Though it is about the same size as the United States, it has fewer people than the state of Illinois. In particular, we mention the territory of Queensland, where the Great Barrier Reef, the largest coral formation in the world, extending along the coast for more than 1,250 miles.

\_\_\_\_\_Bethel #\_\_\_\_\_, Grand Bethel Representative to Brazil. Brazil is the newest addition to Job's Daughters International. Its capital is the exciting city of Rio de Janeiro. Brazil is a country filled with beautiful green hills and sunshine.

\_\_\_\_\_Bethel #\_\_\_\_\_, Grand Bethel Representative to British Columbia, Canada. Shimmering waterfalls and cedar scented forest only enhance the natural beauty of British Columbia, often referred to as “Canada’s window on the pacific.”

\_\_\_\_\_Bethel #\_\_\_\_\_, Grand Bethel Representative to California. The gold of the sunshine, the yellow sand of its deserts, the golden color of its hills in summer, the oranges ripening in its orchards and the yellow poppies that carpet its fields and hillsides in spring time, give California its nickname of the Golden State.

\_\_\_\_\_Bethel #\_\_\_\_\_, Grand Bethel Representative to Colorado. The motto of Colorado, the Centennial State, parallels the teachings of our fine Order of Job’s Daughters – nothing without God.

\_\_\_\_\_Bethel #\_\_\_\_\_, Grand Bethel Representative to Delaware. The Diamond State of Delaware is so called because a poet once wrote “Delaware is like a diamond, diminutive, but having within it inherent value.” And we think of Job’s Daughters in the same manner, each one a jewel among young women.

\_\_\_\_\_Bethel #\_\_\_\_\_, Grand Bethel Representative to Florida. Ponce DeLeon searched Florida for a fountain of youth, a marvelous fountain, the water of which was supposed to renew youth and prolong life. Our world-wide members find the true meaning of life in the teachings of Job.

\_\_\_\_\_Bethel #\_\_\_\_\_, Grand Bethel Representative to Georgia. Georgia, the Empire State of the South, is the largest state east of the Mississippi. Stands of pine trees and expanses of red clay soil are characteristic of the Georgia landscape.

\_\_\_\_\_Bethel #\_\_\_\_\_, Grand Bethel Representative to Hawaii, the paradise of the Pacific. The arts and crafts in Hawaii generally express the emotions of the Islander’s daily existence. The arts of the Islands are beautiful because of the Islander’s surroundings are beautiful.

\_\_\_\_\_Bethel #\_\_\_\_\_, Grand Bethel Representative to Idaho. The popular name of Idaho is “gem of the mountains”, but the name actually means “it is morning” and the Native Americans did well to name this region for the morning. Dams are startling and beautiful. While the valleys are still dark, the snow clad peaks gleam with rays of the rising sun.

\_\_\_\_\_Bethel #\_\_\_\_\_, Grand Bethel Representative to Illinois. It was in this state that our wonderful President Abraham Lincoln was born and this state is known as “The Land Of Lincoln.”

\_\_\_\_\_Bethel #\_\_\_\_\_, Grand Bethel Representative to Indiana. We acknowledge the Hoosier State of Indiana. The official slogan of this state is “The Crossroads of America” because the state was directly in the path of the movements to the West during the 1800s.

\_\_\_\_\_Bethel #\_\_\_\_\_, Grand Bethel Representative to Iowa. “The land where the tall corn grows.” The black soil of this state is estimated to be worth more than all the silver and gold mines in the world.

\_\_\_\_\_Bethel #\_\_\_\_\_, Grand Bethel Representative to Kentucky. Kentucky, most often called the Blue Grass State, is so named because the grass that covers its central rolling land bears tiny blossoms of a dusty blue color.

\_\_\_\_\_Bethel #\_\_\_\_\_, Grand Bethel Representative to Manitoba, Canada. The most easterly of the prairie provinces of Canada is Manitoba, usually called the Keystone Province because it divides Eastern Canada and Western Canada.

\_\_\_\_\_Bethel #\_\_\_\_\_, Grand Bethel Representative to Maryland. To the lover of seafood, Maryland means Chesapeake Bay. To the horse fancier, it means stock raising farms and to the wealthy New Yorker, countryside of the Eastern shore. To the commercial world, Maryland is Baltimore and its busy factories. But to its citizens these together help to make the state they call “My Maryland, My Maryland.”

\_\_\_\_\_Bethel #\_\_\_\_\_, Grand Bethel Representative to Michigan. Michigan is regularly called the Wolverine State for an animal that figured prominently in the early trade of the Northwest.

\_\_\_\_\_Bethel #\_\_\_\_\_, Grand Bethel Representative to Minnesota. Longfellow, the author of “Hiawatha”, called Minnesota the land where the falls of Minehaha “Flashed and Gleamed” and the rivers rushed through “Palisades of Pine Trees.”

\_\_\_\_\_Bethel #\_\_\_\_\_, Grand Bethel Representative to Missouri. We salute the “Show Me” state of Missouri. It has as its motto, “Let the welfare of the people be the supreme law,” a thought both concise and worthwhile.

\_\_\_\_\_Bethel #\_\_\_\_\_, Grand Bethel Representative to Montana. Montana’s most popular nickname is the “Treasure State,” a name given because of great wealth of gold, silver, copper and coal, its herds of cattle, its flocks of sheep and its vast fields of grain.

\_\_\_\_\_Bethel #\_\_\_\_\_, Grand Bethel Representative to Nebraska. Nebraska is sometimes called the Tree-planters State because the first Arbor Day in the United States was celebrated in Nebraska. We as Job’s Daughters, can never forget that it was here Mrs. Ethel T. Wead Mick lived and Nebraska is the state where our Order was born.

\_\_\_\_\_Bethel #\_\_\_\_\_, Grand Bethel Representative to Nevada. Nevada is the sixth largest state in the union, and is commonly called the “Silver State” because of the vast stores of silver.

\_\_\_\_\_Bethel #\_\_\_\_\_, Grand Bethel Representative to New Mexico. “The Land of Enchantment” or the “Sunshine State” as it is sometimes called has many sites to see. Santa Fe is the oldest capital city in the nation.

\_\_\_\_\_Bethel #\_\_\_\_\_, Grand Bethel Representative to North Carolina. North Carolina is known for its miles of unspoiled beaches. It is the home of the first national seashore called Cape Hatteras.

\_\_\_\_\_Bethel #\_\_\_\_\_, Grand Bethel Representative to Ohio. The Buckeye State has been a fruit producing state since pioneer days when Johnny Appleseed wandered over the countryside planting and carrying the first trees to the Western frontier.

\_\_\_\_\_Bethel #\_\_\_\_\_, Grand Bethel Representative to Oklahoma. Oklahoma’s motto “Labor conquers all things” stands for enterprise and ambition. These are qualities which the state and its people possess to a large degree.

\_\_\_\_\_Bethel #\_\_\_\_\_, Grand Bethel Representative to Ontario Canada. Ontario, the “Heartland of Canada,” is the wealthiest of the ten Canadian provinces. Its name comes from an Indian word for Lake Ontario which means “sparkling water.”

\_\_\_\_\_Bethel #\_\_\_\_\_, Grand Bethel Representative to Oregon. Faith and courage once brought thousands of settlers to a land of opportunity – Oregon. Faith and courage still live in the descendants of the pioneers, who have achieved unusual social and political progress.

\_\_\_\_\_Bethel #\_\_\_\_\_, Grand Bethel Representative to Pennsylvania. Just as Pennsylvania was once the keystone of the original 13 states, it now has become the keystone of industrial life of the United States. Such industries as iron and steel, coal, shipbuilding and textiles dominate the life of this state.

\_\_\_\_\_Bethel #\_\_\_\_\_, Grand Bethel Representative to the Philippines. On the opposite side of the earth from the United States lie the 7,000 islands of the Philippines. Together they make up one of the youngest republics of the world.

\_\_\_\_\_Bethel #\_\_\_\_\_, Grand Bethel Representative to Saskatchewan, Canada. Saskatchewan is the land of the wheat kings. Farms here have won world prizes for their grains.

\_\_\_\_\_Bethel #\_\_\_\_\_, Grand Bethel Representative to South Carolina. Nicknamed the “Palmetto State,” the state of South Carolina is where the first skirmish of the Civil War took place.

\_\_\_\_\_Bethel #\_\_\_\_\_, Grand Bethel Representative to South Dakota. When in South Dakota, one beholds the great beauty of the rock formations in their settings of rich,

dark forests such as the Mount Rushmore Memorial, sometimes called the “Shrine of Democracy.”

\_\_\_\_\_Bethel #\_\_\_\_\_, Grand Bethel Representative to Texas. The “Lone Star State,” Texas is the largest of the continental United States. Texas bases its economy on oil and agriculture and is home to many famous sites such as the Alamo.

\_\_\_\_\_Bethel #\_\_\_\_\_, Grand Bethel Representative to Utah. The region known as Utah is a symbol of hard work and industry. The latter term being the state’s motto – “Industry.” Let us always remember “It is within us to try.”

\_\_\_\_\_Bethel #\_\_\_\_\_, Grand Bethel Representative to Virginia. Virginia is rich in beautiful natural scenery and historical shrines. Few sites are as lovely as the view of the many colored floor of the Shenandoah Valley from the famous Skyline Drive.

\_\_\_\_\_Bethel #\_\_\_\_\_, Grand Bethel Representative to Washington. The Evergreen State gets its nickname from its vast, towering forest of fir, hemlocks, and other cone-bearing trees. Thusly, being a state of such of such rare natural beauty, it is often called the “Switzerland of America.”

\_\_\_\_\_Bethel #\_\_\_\_\_, Grand Bethel Representative to West Virginia. The state motto “Mountaineers are always free” fits the people of West Virginia. The tradition of independence and love of liberty has flourished long and well here.

\_\_\_\_\_Bethel #\_\_\_\_\_, Grand Bethel Representative to Wisconsin. Today, Wisconsin is one of the best developed agricultural and industrial states. It is called “America’s Dairyland” and ranks first in the total value of butter, cheese and condensed milk.

\_\_\_\_\_Bethel #\_\_\_\_\_, Grand Bethel Representative to Wyoming. Wyoming, a region of natural grandeur, was the scene of a colorful drama of American development. The early history of the region is lived again each year by means of celebrations known as stampedes, roundups, frontier days, rodeo and chuck wagon days.

**Here within this Holy Place, We ask Thy favor and Thy Grace  
We bow us down before Thy word, For Thy commandment we have heard.**

**We pledge to Thee in service call, Our love, our hopes, our talents all  
To duty we would consecrate each humble task as it were great.**

**Take Thou our lives and let them be Consecrated, Lord to Thee  
Move Thou our hands, make swift our feet, our lips and voice, Thy praise to greet.**

**As our Grand Bethel leaders enter and through this year they trod  
Once more they affirm on their honor and renew their pledge to God.**

And when their service this year is over and these Grand Bethel Officers will be  
no more  
Our precept rare, and highest aim, they served together in Job's Daughters name.

Grand Bethel Senior Custodian _____	Bethel # _____
Grand Bethel Junior Custodian _____	Bethel # _____
Grand Bethel Inner Guard _____	Bethel # _____
Grand Bethel Outer Guard _____	Bethel # _____
Grand Bethel Chaplain _____	Bethel # _____
Grand Bethel Recorder _____	Bethel # _____
Grand Bethel Musician _____	Bethel # _____
Grand Bethel Treasurer _____	Bethel # _____
Grand Bethel Librarian _____	Bethel # _____
Grand Bethel 1 <sup>st</sup> Messenger _____	Bethel # _____
Grand Bethel 2 <sup>nd</sup> Messenger _____	Bethel # _____
Grand Bethel 3 <sup>rd</sup> Messenger _____	Bethel # _____
Grand Bethel 4 <sup>th</sup> Messenger _____	Bethel # _____
Grand Bethel 5 <sup>th</sup> Messenger _____	Bethel # _____
Grand Bethel Marshal _____	Bethel # _____
Grand Bethel Guide _____	Bethel # _____
Grand Bethel Junior Princess _____	Bethel # _____
Grand Bethel Senior Princess _____	Bethel # _____
Grand Bethel Honored Queen _____	Bethel # _____

Bible Ceremony

Flag Ceremony

Installing Officer: **Please remain seated until directed to stand.**

(If a special flag ceremony is not used, use the following:

Installing Officer: **Installing Guide** (rises) **Installing Marshal** (rises), and **Installing Flag Bearer** (rises), **you will retire and present the Flag of our Ceremony west of the Altar.**

Installing Guide and Installing Marshal proceed, side by side, on West Line to South Marching Line, then east to the Altar Line. Bow for Installing Flag Bearer to follow and turn west. Proceed west on South Marching Line to the West Line, then north to North Marching Line, then west to Preparation Room.

Installing Flag Bearer enters from Preparation Room, followed by Installing Guide and Installing Marshal (side by side with Installing Marshal closest to the Altar). Installing Flag Bearer carries the flag according to the government regulations. As Installing Flag Bearer enters carrying the national Emblem, Installing Officer sounds three raps of the gavel.

Installing Flag Bearer proceeds east on North Marching Line until an appropriate opening presents itself according to the seating plan so that she can present the National Emblem west of the Altar.

Installing Guide and Installing Marshal proceed east on North Marching Line until west of the Altar in line with Installing Flag Bearer. They wait on North Marching Line, facing east.)

One verse of “The Stars Spangled Banner is sung while the National Emblem is west of the Altar.

**Installing Officer: Installing Guide, Installing Marshal and Installing Flag Bearer, you will escort the Flag to the East at the right of the Senior Princess.**

Installing Flag Bearer marches around north side of the Altar and proceeds directly to the East and places Flag in holder in appropriate position. Installing Guide and Installing Marshal march to East Line on North Marching Line, wait on East Line while Pledge is given.

**Installing Officer: All citizens of the United States will join me in pledging allegiance to the Flag.**

One rap of the gavel as Installing Flag Bearer turns to return to her station. The Installing Guide and Installing Marshal, followed by the Installing Flag Bearer, return to the station of the Installing Flag Bearer by following North Marching Line to West Line, turn south to South marching Line, take South marching Line to Installing Flag Bearer’s Station. Seat Installing Flag Bearer with a slight bow, then return to their stations in the West. They are seated together to await the next order from the Installing Officer.

**Installing Officer: That we may have the blessing of our Father in Heaven, our Installing Chaplain will lead us in prayer.** Three raps of the gavel. Installing Chaplain, rises, attends at the Altar as per Ritual. Opens Bible if it has not already been opened. Altar music – see Music Ritual.

**Installing Chaplain: Our Father in Heaven, we thank Thee for Thy presence here. We thank Thee for faith that reveals to us the knowledge that Thou wilt be our strength, our guide, our wisdom in this work we love. We ask that Thy richest blessings may rest upon these officers who have been selected to Guide the activities of our Grand Bethel. Help them realize the power of Thy presence, the wisdom of Thy guidance and Thy never failing love. May harmony prevail, may love reign and may peace be victorious. We ask this in Thy name. Amen.**

**Installing Officer: Escort and Introductions**

Escort and Introductions: (Conducted as per the Ritual)

Grand Bethel Honored Queens of other jurisdictions

Supreme Bethel Honored Queen

Past Grand Bethel Honored Queens and Past Grand Bethel Honored Queens Pro-tem



The members of the Grand Bethel Board of Directors not previously introduced (not escorted)  
 Miss International Job's Daughters  
 Miss Kansas Job's Daughter and Junior Miss Kansas Job's Daughter

Installing Officer: **This completes Escort and Introductions.** Installing Officer: (One rap of gavel.)

Installing Officer: **Will the Grand Bethel Officers and Grand Bethel Representatives please rise.**

Installing Officer goes to the Altar taking the gavel with her. She shall place the gavel over her heart for the Obligation.

Installing Officer: **You will place your right hand over your heart and repeat after me: In the presence of God and these witnesses – I solemnly and sincerely promise – that I will be Guided by the advice – of the Grand Bethel Board of Directors – in the performance of my duties – as an officer in the Grand Bethel of Kansas. That I will promote the welfare and growth – that I will render whatever assistance possible – to other Bethels in the state. That I will assist in Installations and fill vacancies – in the Bethels whenever called upon. That I will endeavor to encourage in all Job's Daughters – the practice of virtue, principles, and high ideals – which adorn womanhood – and make life rich full and abundant.**

Installing Officer returns to the East. (One rap of gavel.)

Installing Officer: **Grand Bethel Officers will please be seated.** (Pause) **As Grand Bethel Representatives you have the privilege of representing your state in another state, province or country. By interchange of communications and ideas, we shall become familiar with other Bethels throughout our International Order. It shall be your duty to make a full report at the next meeting of the Grand Bethel of Kansas. Are you willing to assume these responsibilities?** (Pause) **You will assume the Honors of your office.** (One rap of gavel.)

GENERAL INSTRUCTIONS FOR PRESENTING GRAND BETHEL OFFICERS TO BE INSTALLED:

Installing Guide and Installing Marshal leave Waiting Stations and proceed west on North and South Marching Lines to Officer(s) to be installed. Installing Guide and Installing Marshal stand on their respective marching line and bow for Officers to follow.

Installing Guide proceeds east on South Marching Line to the Altar Line, north to a point between Altar and stations of Chaplain, then west to west side of Altar and south to proper position. Installing Guide is on the outside of Installing Marshal.

At the same time, Installing Marshal proceeds east on North Marching Line to Altar Line, south to a point between Altar and station of Treasurer, then west to west side of Altar and north to proper position. Installing Marshal is on the inside of the Installing Guide.

When in position, all face East. Installing Guide and Installing Marshal step back two steps and wait for instructions from the Installing Officer to escort the Officers to their respective stations. They then step forward two steps to be in line with Officers and bow for them to follow. After Officers(s) are installed, they are conducted to their station by the Installing Guide and Installing Marshal, who then return to their waiting stations as per directions for Installation of Officers in the Supreme Book of Ceremonies.

**Installing Officer: Installing Guide and Installing Marshal, you will escort each Grand Bethel Officer west of the Altar where they will be presented with their medallion and will be given the duties of their own respective office, after which you will conduct them to their stations.**

**Grand Bethel Senior Custodian  
Grand Bethel Junior Custodian**

**As we present these medallions to you, you are reminded it is your duty to properly care for and arrange the paraphernalia of our Grand Bethel. Every duty, no matter how small, merits attention that your work will be a credit to our organization.**

**Grand Bethel Inner Guard  
Grand Bethel Outer Guard**

**As we present these medallions to you, you are reminded it is your duty to guard the portals of our Grand Bethel. You are the pillars at the Gate. Be ever watchful in the performance of your duties.**

**Grand Bethel Chaplain  
Grand Bethel Musician  
Grand Bethel Librarian**

**As we present these medallions to you, you are reminded, Grand Bethel Chaplain, so to live that your prayers may be recognized as true supplications to God. It is only through Supreme guidance that we may hope to become living examples as true Daughters of Job. Grand Bethel Musician, you shall be in charge of the musical part of our deliberations. Grand Bethel Librarian, to add selections of the best in art and literature is one of the greatest privileges of your office. May the ideals of our thoughts be embodied in your work**

**Grand Bethel Recorder  
Grand Bethel Treasurer**

**As we present these medallions to you, you are reminded, Grand Bethel Recorder, to report the details of each meeting. The duties of this office teaches you alertness and accuracy in detail so no good deed may go unrecorded. Grand Bethel Treasurer, carefully preserve the funds entrusted to you and wisely disburse them. Truth and honor, followed daily, will bring your steps to success.**

**Grand Bethel 1<sup>st</sup> Messenger**  
**Grand Bethel 2<sup>nd</sup> Messenger**  
**Grand Bethel 3<sup>rd</sup> Messenger**  
**Grand Bethel 4<sup>th</sup> Messenger**  
**Grand Bethel 5<sup>th</sup> Messenger**

As we present these medallions to you, you are reminded, Grand Bethel Messengers, your title indicates your service. You are to carry the message of the opportunities of Job's Daughters to all of the members. May God's richest blessing go with you as you continue your service of love.

**Grand Bethel Guide**  
**Grand Bethel Marshal**

As we present these medallions to you, you are reminded, Grand Bethel Guide, you are to escort distinguished guests. May the tender glow from your torch of loving kindness serve as a beacon to guide the members and guests on their journey through Job's Daughters. Grand Bethel Marshal, it is your duty to assist the Guide in all escort work, present and care for the flag of our country and be ever ready to perform such other duties as may be assigned to you by our Grand Bethel Honored Queen.

Installing Officer: It is with pleasure that I introduce \_\_\_\_\_ who has been installed as Grand Bethel Guide and \_\_\_\_\_ who has been installed as Grand Bethel Marshal for the ensuing term.

**Grand Bethel Senior Princess**  
**Grand Bethel Junior Princess**

As we present these medallions to you, you are reminded, Grand Bethel Princesses, it is your duty to assist the Grand Bethel Honored Queen and promote the growth and welfare of our Order. Be thoughtful and kind, expressing in your daily lives, the principles we strive to teach. May all your actions add beauty, value and usefulness as you serve in these high positions.

Princesses are escorted the East Line. Princesses kneel at foot of dais. Installing Senior Custodian and Installing Junior Custodian invest the Princesses with their capes and crowns.

Installing Officer: In this ceremony, we present to you these beautiful Grand Bethel capes and crowns. Tonight and during the ensuing year, may you wear these and be ever mindful of the responsibility of your high office. (Extends hand to assist Princesses to dais.)

Installing Officer: It is with pleasure that I introduce \_\_\_\_\_ who has been installed as Grand Bethel Senior Princess and \_\_\_\_\_ who has been installed as Grand Bethel Junior Princess for the ensuing term.

### **Grand Bethel Honored Queen**

Installing Marshal may reverently turn the Bible around for the Grand Bethel Honored Queen. If the Bible is turned, she shall replace it to its original position before leaving the Altar after the Grand Bethel Honored Queen is installed. Installing Guide and Installing Marshal help the Grand Bethel Honored Queen to kneel and place her hands on the Bible. The Installing Officer goes to the Altar taking the gavel with her.

Installing Officer: **As you kneel at the Altar and place your hands on the open Holy Bible, we present this medallion to you. It is the Grand Bethel Honored Queen who sets the example in all we do, whether young and vivacious or mature and poised. It is she, with her Princesses who set the tempo of movement in both speech and floor work. It shall be your duty to preside in a just and gracious manner, and to be kind, patient and helpful in your work as a leader of the Grand Bethel and help to promote its welfare. May you accept your authority with humility and express in your daily life the principles which make Job's Daughters the "Fairest in all the Land."** Installing Officer places the cape and crown on the Grand Bethel Honored Queen, then moves east of the altar and continues.

**All that you wish for, we wish for you too.  
All that you hope for, we hope will come true.  
And all that you pray for, may God grant to you.**

Installing Guide and Installing Marshal assist Grand Bethel Honored Queen to rise. The Installing Officer escorts the Grand Bethel Honored Queen to the north side of the Altar and then directly to the East. If Grand Bethel Honored Queen has other approved escort to the East, the Installing Officer precedes them to the East.

Installing Officer: Three raps of the gavel. **It is with a great deal of pleasure that I present to you \_\_\_\_\_, Grand Bethel Honored Queen, who will serve this Grand Bethel for the ensuing year.** After applause, one rap of gavel.

Installing Officer: **This completes the Ceremony of Installation.** One rap of the gavel.

Grand Bethel Honored Queen: **Installation of the Grand Bethel Board of Directors. Installing Guide and Installing Marshal, you will escort the Grand Bethel Guardian and Associate Grand Bethel Guardian to the East.** Turn the gavel over to the Grand Bethel Guardian.

Presentations:

Presentation of Pins  
Presentation by Grand Bethel Honored Queens – old and new  
Any other presentations

Remarks: (Only those called upon by the Grand Bethel Honored Queen)  
Grand Guardian and Associate Grand Guardian

Vice Grand Guardian and Vice Associate Grand Guardian  
 Supreme Bethel Honored Queen  
 Miss International Job's Daughter  
 Miss Kansas Job's Daughter  
 Jr. Miss Kansas Job's Daughter  
 Junior Past Grand Bethel Guardian and Junior Past Associate Grand Bethel Guardian  
 Grand Bethel Guardian and Associate Grand Bethel Guardian  
 Junior Past Grand Bethel Honored Queen  
 Grand Bethel Honored Queen

Grand Bethel Honored Queen: **Closing Ceremony. Installing Chaplain, you will attend at the Altar.** (Three raps of gavel. Chaplain approaches altar as per Ritual.)

Installing Chaplain: **Our Father in Heaven, we thank Thee for Job's Daughters International and this Grand Bethel. May it be their joy to serve it willingly throughout this year. May your richest blessings rest upon them and guide them on their journey as they serve this Grand Bethel of Kansas. May the meaning of this day be a source of joy and inspiration to them always, and may the blessings of life await them, the sun of glory wind around them, and may the gates of plenty, honor and happiness be ever open to them. We ask this in Thy name sake. Amen** (Chaplain reverently closes the Bible, then returns to her station per Ritual.) (One rap of the gavel.)

Installing Officer: **Signing of the Bible.**

Installing Officer: **Closing Ceremony. All present will please remain seated until the Grand Bethel Officers and the Grand Bethel Representatives have retired.**

Closing Cross: As per Ritual.

**INSTALLATION OF THE BOARD OF DIRECTORS**  
of the Grand Bethel of Kansas  
of the Grand Guardian Council of Kansas

Grand Bethel Guardian: **Installing Guide** (rises) and **Installing Marshal** (rises), **you will conduct the members of the Grand Bethel Board of Directors west of the Altar.**

Installing Guide and Installing Marshal leave the West Dais, march to the South and North Marching Lines, march to the East Line, then return to West Line – pause to ask each person standing to follow them. When on the West Line, the Installing Guide enters the semicircle between the 2<sup>nd</sup> and 5<sup>th</sup> Messenger's stations; the Installing Marshal enters the semicircle between the 4<sup>th</sup> & 5<sup>th</sup> Messengers stations. The Grand Bethel Board of Directors form a semicircle west of the Altar with the Grand Bethel Guardian and Associate Grand Bethel Guardian in the center of the semicircle. When all are in position, Installing Guide and Installing Marshal step to the south and north sides of the Altar between the Altar and the stations of the Treasurer and Chaplain, and face east.

The Obligation may be given by the Grand Bethel Guardian or Associate Grand Bethel Guardian.

Grand Bethel Guardian: **You will place your right hand over your heart and repeat the following obligation: In the presence of God and these witnesses – I promise to obey the laws – of Job's Daughters International – that I will advise with the Grand Guardian – in working for the good of Job's Daughters – that I will perform the duties of my office – according to the Constitution and Bylaws of the Supreme Guardian Council – Manual of Rules and Regulations of the Grand Guardian Council of Kansas – and the Bylaws of the Grand Bethel of the Grand Guardian Council of Kansas – that I will endeavor to live – in accordance with the teachings – of the Ritual of Job's Daughters International – in the hope that I may be found worthy – of being a Guardian of the "Fairest In All the Land" – To this pledge, I promise faithful obedience – agreeing to vacate my office – by declaration of the Grand Guardian – should I violate my obligation.**

Grand Bethel Guardian: **Grand Bethel Guardian, it shall be your duty to attend all meetings of the Board of Directors of Grand Bethel, to supervise the transactions of the Grand Bethel and see that all officers perform their assigned duties. It shall be your duty to teach the principles of the organization, to maintain good order at all convocations of the Grand Bethel, to see that all Grand Bethel meetings are opened promptly and closed at a reasonable hour, to make yourself thoroughly familiar with the Constitution and Bylaws of the Order, the Manual of Rules and Regulations of the Grand Guardian Council, and the Bylaws of the Grand Bethel of the Grand Guardian Council of Kansas. You should be a companion to the Daughters in their joys and pleasures and a safe haven in times of distress. Upon you, therefore, to a great extent depends the success of this Grand Bethel.**

**Are you willing to assume these responsibilities?** (Answer: I am)

**Associate Grand Bethel Guardian: You have been elected Associate Grand Bethel Guardian for the specific reason that you are a Master Mason, the source of our heritage and the symbols of our ideals. Your membership in the Masonic Fraternity has highly qualified you for this honor. It is your duty to become thoroughly familiar with the Constitution and Bylaws of the Order, the Manual of Rules and Regulations of the Grand Guardian Council, and the Bylaws of the Grand Bethel of the Grand Guardian Council of Kansas so that you can properly assist the Grand Bethel Guardian in the performance of her duties and assume them in her absence. You are to be in charge of the properties of the Grand Bethel.**

**Are you willing to assume these responsibilities? (I Answer: I am)**

**Grand Bethel Guardian: Secretary of the Grand Bethel Board, it is your duty to supervise the work of the Grand Bethel Recorder, to keep proper records of all meetings of the Board of Directors of Grand Bethel, and to keep full and complete up-to-date records on every member of the Grand Bethel of the Grand Guardian Council of Kansas. You will also supervise the Grand Bethel Treasurer, to keep full and complete records of all receipts and disbursements of the Grand Bethel, to prepare a financial statement of the balance on hand after each meeting of the Grand Bethel and send it to the Board of the Grand Bethel and each member of the Executive Grand Guardian Council. It is your duty to make yourself thoroughly familiar with the Constitution and Bylaws of the Order, Manual of Rules and Regulations of the Grand Guardian Council, and the Bylaws of the Grand Bethel of the Grand Guardian Council of Kansas.**

**Are you willing to assume these responsibilities? (Answer: I am)**

**Associate Grand Bethel Guardian: Custodian of the Grand Bethel Board, it is your duty to assist the Associate Grand Bethel Guardian in caring for the properties of the Grand Bethel, to supervise the preparation of the Grand Bethel room, and to maintain an inventory of the properties of the Grand Bethel of the Grand Guardian Council of Kansas, and to make yourself thoroughly familiar with the Constitution and Bylaws of the Order, Manual of Rules and Regulations of the Grand Guardian Council, and the Bylaws of the Grand Bethel of the Grand Guardian Council of Kansas.**

**Are you willing to assume these responsibilities? (Answer: I am)**

**Grand Bethel Guardian: Installing Recorder, you will make the proclamation.**

**Installing Grand Bethel Recorder: By direction of the Grand Guardian, I proclaim the members of the Board of Directors of the Grand Bethel of the Grand Guardian Council of Kansas of Job's Daughters International, duly and regularly installed, under the laws of the Grand Guardian Council of Kansas.**

**Grand Bethel Guardian: (One rap of gavel). Installing Guide and Installing Marshal, you will conduct the newly installed Grand Bethel Board to the sidelines, after which you will return to your stations.**

## LILY OF THE VALLEY AWARD CEREMONY

Honored Queen: **Members and friends, we have assembled here to honor these Daughters who have continued to remain active within our beloved organization. They have continued to show unselfish devotion to our Order and it is through loyal dedication such as this that our Order shall continue to prosper and grow.**

(Appropriate poem or musical selection may be offered at this time.)

Honored Queen: **Guide and Marshal, you will escort the Daughters who are entitled to this high honor to the East Line.** (Facing East)

Guide: **Honored Queen, I have the pleasure of presenting (names) who through their unselfish love and devotion of our Order have been chosen to have this award bestowed upon them.**

Honored Queen: **Daughters, we welcome you here for this, your special day (or evening). It is far too seldom that we are able to pay such high honor to someone who is one of “the fairest in the land.” Before we proceed with our ceremony, we will ask the blessing of our Heavenly Father. Guide and Marshal, you will escort these Daughters west of the Altar.**

(They turn and march single file north to the North March Line, west to the Altar Line, south on the Altar Line to a position between the Altar and Treasurer’s chair, west around the Altar.

Music: “I’ll Walk with God”.)

Honored Queen: **Chaplain, you will attend at the Altar.** 3 raps – Guide and Marshal cause the Daughters to kneel, then step back one step.

Chaplain: **Our Father, we pray that precious memories will attend this hour as we honor these Daughters who have shown their love for Thee and your teachings through their devotion to our beloved Order. May we continue to guide them throughout their lives in the manner in which they have exemplified by their unselfish loyalty to their valued friendships. We ask this in Thy name. Amen** (1 rap)

Honored Queen: **Guide and Marshal, you will escort these Daughters to the East Line and cause them to face west to receive words of tribute from our five Messengers.**

(Leave Altar single file between Chaplain and Altar, go to Altar Line, turn and march north to North Marching Line, then east to East Line, south on East Line to a position in front of the Honored Queen, turn and face west.)

First Messenger: (Rises) **You are a Job’s Daughter, fairest in the land, blessed with a smile and a helping hand.** (seated)

Second Messenger: (Rises) **Your thoughts are unselfish, your heart is pure gold. You’ve upheld the laws of our Order we are told.** (seated)

Third Messenger: (Rises) **When life was too fast...everyone in a hurry, your patience came forth, told us not to worry.** (seated)



Fourth Messenger: (Rises) **With all your faith in God above, you gave your special gift of love.** (seated)

Fifth Messenger: (Rises) **And when your great reward is near, your love of God leaves nothing to fear.** (seated) (Daughters face east)

Honored Queen: (rises) **Daughters, you have heard the tributes from our Messengers that all associated with this Order confer upon you. As we, the three principal officers in the East, represent the three Daughters of Job, it is filling that we bestow the honors of this award upon you. Junior Princess, what honor do you give?** (seated)

Junior Princess: (Rises) **I present to you this certificate of appreciation showing respect for your dedication and devotion to this beautiful Order.** Descends dais, reads each name as she hands out certificates. Returns to station and is seated.)

Honored Queen: (Rises) **Senior Princess, what honor do you give?** (seated)

Senior Princess: (Rises) **I present you with another token of our pride in you. This symbolic flower, the Lily of the Valley, is meant to be a reminder of our Order's motto, "Virtue is a quality which highly adorns woman."** (Descends dais, presents each with a flower. Returns to station and is seated.)

Honored Queen: (Rises) **Finally, I have the honor of bestowing upon you the medallion which represents this award of high achievement. May you ever wear it as a symbol of love and admiration for you, a true Daughter of Job and "the fairest in all the land."** (Descends dais, places medallion around each Daughter's neck, giving each an embrace. Returns to station.)

Honored Queen: **Guide and Marshal, you will cause the Daughters to face west.** (3 raps)

Honored Queen: **Members and friends, I now present to you these recipients of the Lily of the Valley Award, please join me in extending to them a very cordial congratulations.**

Honored Queen: **Chaplain, you will attend at the Altar.**

Chaplain: **Father, we ask your blessings upon these Daughters. Walk with them, comfort them, be with them every step of their journey through life. In your precious name, we pray. Amen.** (1 rap)

Honored Queen: **Guide and Marshal, you will escort these Daughters to the seats reserved for them.** (South on the Eat Line to reserved seats. Guide and Marshal return to stations side by side.)

Honored Queen: **This concludes our ceremony for the Lily of the Valley Award.** (1 rap)